DELHI PUBLIC SCHOOL, CHAS BOKARO
(2026-27)



Class – IX
Diwali &
Chhath Puja Assignment

English

Shakespeare's Globe Theatre – Literary Heritage

Instructions:

- Make a miniature model of the Globe Theatre.



- Include the stage, audience area and balconies.
- Display a short introduction to William Shakespeare.
- Write the names of three famous plays.
- Explain the importance of theatre in English literature.

OR

The Poetic Devices House – A House of Figures of Speech



How to make it:

- Construct a three-dimensional house using cardboard.
- Give every room a different poetic device.
- Decorate each room with pictures and examples.

Room	Poetic device	Example
Bedroom	Personification	The moon smiled.
Kitchen	Onomatopoeia	The pan sizzled.
Garden	Simile	As fresh as a flower.
Living room	Metaphor	Life is a journey.
Balcony	Hyperbole	I have told you a million times.
Study room	Alliteration	Wild winds whistle.

Hindi

1. दीपावली पर लगभग 150–200 शब्दों में निबंध लिखिए।
2. निम्नलिखित बिंदुओं के आधार पर छठव्रत पर निबंध लिखें।

   • छठ पूजा का महत्व:

   • छठ पूजा मनाने की विधि:

   • नहाय-खाय:

   • खरना:

   • संध्या अर्घ्य:

   • उषा अर्घ्य:

   • छठ पूजा का संदेश:

   नोट: विद्यार्थी दोनों त्योहारों पर सुंदर चित्र बनाकर या चिपकाकर असाइनमेंट को आकर्षक बना सकते हैं।

Sanskrit

1. अधोलिखितं चित्रं दृष्ट्वा संस्कृतभाषायां पञ्च प्रश्नानाम् उत्तराणि लिखत।



i. चित्रे कः उत्सवः दृश्यते?
ii. दीपावली उत्सवः कस्मिन् मासे आचर्यते?
iii. जनाः दीपावल्यां स्वगृहाणि कथं सज्जयन्ति?
iv. अस्मिन् उत्सवे जनाः कस्याः पूजां कुर्वन्ति?
v. दीपावली पर्व अस्मभ्यं किं सन्देशं ददाति?

2. दीपावलीपर्वणि पर्यावरणस्य रक्षणाय वयं किं किं कर्तुं शक्नुमः? पञ्च उपायान् लिखत।

3. कल्पयतु यत् एकः दीपः भवता सह वार्तालापं करोति। तयोः मध्ये संवादं लिखत।

Maths

Topic: Verification of Algebraic Identities

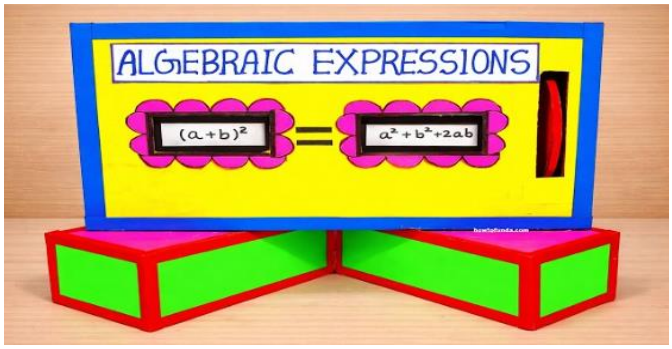

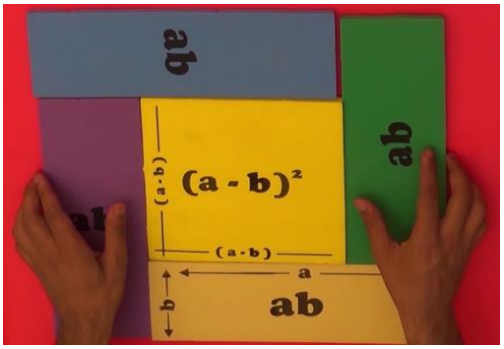

You are required to prepare a creative and working model based on any one of the algebraic identities taught in Class 9.

Your model should demonstrate the identity visually and explain how the left-hand side (LHS) is equal to the right-hand side (RHS).

1. Choose any one of the following identities

1. $(a+b)^2 = a^2 + 2ab + b^2$
2. $(a-b)^2 = a^2 - 2ab + b^2$
3. $(a+b)(a-b) = a^2 - b^2$
4. $(x+a)(x+b) = x^2 + (a+b)x + ab$

2. Materials required:

- Cardboard or thick chart paper
- Coloured sheets
- Scissors and glue
- Ruler and pencil
- Sketch pens and markers
- Small movable square and rectangular pieces

Physics

All students are informed that a group-wise PowerPoint presentation will be conducted in the classroom on the following topics after vacation:

Topic Allotment

- **Roll No. 1–7:** Laws of Motion
- **Roll No. 8–15:** Acceleration, Momentum and Impulse
- **Roll No. 16–22:** Work
- **Roll No. 23–28:** Energy
- **Roll No. 29 onwards:** Simple Machines

Instructions

1. Every group must prepare one PPT on the allotted topic.
2. **All students must actively participate** in the presentation.
3. Final internal marks will be awarded based on individual participation and understanding.
4. Every group must bring their own pen drive containing the PPT.
5. Content must be written in your own words. Direct copying from websites is strictly prohibited.

Note: All students must prepare well, as individual participation will be considered for internal assessment.

Best wishes!

Chemistry

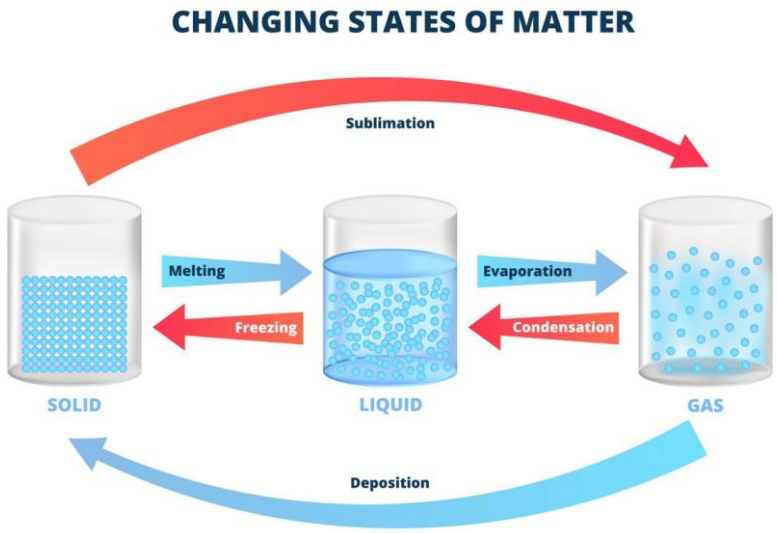

PROJECT—(a)Diffusion in Water & (b)Sublimation of Camphor.

Write in the following sequence along with suitable diagram in a separate file.

Aim: To observe diffusion in liquids.

* **Materials required**
* **Procedure:**
* **Observation:**
* **Conclusion**

Biology

PROJECT ALLOTMENT (ROLL NUMBER WISE)

Roll No. 1–10

Prepare a project on **Bisexual Flower** on chart paper.

Roll No. 11–20

Prepare a PPT on **Types of Asexual Reproduction** and example and diagram of each.

Roll No. 21–30

Prepare a model of the **Human Male Reproductive System** and level its parts.

Roll No. 31 Onwards

Prepare a model of the **Human Female Reproductive System**, showing Fertilisation and the Menstrual Cycle.

AI

Q1. Write the advantages of AI.

Q2. Write the disadvantages of AI.

Q3. What are the three main types of AI?

Q4. What is Machine Learning?

Q5. How is AI useful for students?

Q6. Write a python program to Print the multiplication tables from 1 to 10

Write the assignment neatly in your notebook, use blue or black pen, make headings with a coloured pen.

History + Civics

Topic: State and Society up to 1000 CE

Students are instructed to prepare a written project on the topic **"State and Society up to 1000 CE."** The project should briefly cover the formation of states, administration, social structure, religion, culture and economic activities during this period.

Students must complete the project neatly in their own handwriting and submit it as per the instructions given by the subject teacher.

Geography

"Learning Geography is not just about reading maps and diagrams; it is about exploring the world around us. Let your creativity bring the hidden world beneath the oceans to life!"

Happy Diwali!

Activity: 3D Model Making – Ocean Relief Features

Instructions:

Prepare a 3D model of Ocean Relief Features using Thermocol.

Students are required to create a model representing the major physical features of the ocean floor.

The model should be creative, informative, colourful and geographically accurate.

The model must include the following features:

1. Continental Shelf
2. Continental Slope
3. Continental Rise
4. Abyssal Plain (Deep-Sea Plain)
5. Oceanic Deep / Trench
6. Mid-Oceanic Ridge
7. Seamount

8. Guyot

Guidelines:

1. Use a thermocol sheet as the base of your model.

2. Use thermocol pieces to create different elevations and depths of the ocean floor.

3. Paint the model using appropriate colours to distinguish various relief features.

4. Label all the geographical features clearly.

5. Give your model a suitable title.

6. Prepare a small information card explaining any five ocean relief features.

7. Mention your name, class and section on the model.

Economics

All students of Class IX are hereby informed that they have to prepare and submit their Annual Project on the topic allotted according to their roll numbers.

- **Odd Roll Numbers:** *Roadmap for a Business*
- **Even Roll Numbers:** *Law of Demand, Supply and Market Equilibrium*

Students are instructed to prepare their projects neatly and systematically, including relevant explanations, examples, diagrams, charts, and illustrations wherever necessary.

All students must complete the project work and submit it to the subject teacher within the stipulated time.

Kaushal Vikas

Theme: Creativity, Innovation and Sustainable Living

Project-Based Learning Activity

Dear Students,

This Diwali vacation, explore your creativity and develop practical skills by preparing ANY

ONE of the following projects.

Choose **Any ONE** Project:

1. My Smart and Sustainable Home

- Prepare a 3D model of a smart and eco-friendly home.
- Incorporate features such as solar energy, rainwater harvesting, waste segregation and

energy conservation.

- Label the important features clearly.

2. Rainwater Harvesting Model

- Prepare a 3D or working model demonstrating the process of rainwater harvesting.
- Show how rainwater is collected from rooftops, filtered and stored for future use.
- Highlight the importance of water conservation.

3. Best Out of Waste

- Create a useful, innovative or decorative product using waste materials.
- You may make a desk organiser, pen stand, decorative item, bird feeder or any other useful
- product.
- Explain how your creation promotes the principles of Reduce, Reuse and Recycle (3Rs).

General Instructions:

1. Students must select and complete only ONE project from the given choices.

2. Use easily available and eco-friendly materials wherever possible.

3. The project should be creative, neat, attractive and properly labelled.

4. Prepare a small information card explaining the concept, materials used and usefulness of your project.

5. Mention your name, class and section clearly.

6. Students are encouraged to complete the project independently.